

4th International congress on inflammation and infection imaging

*Hotel Marriot Courtyard Central Park,
Rome, Italy
5-7 December 2024*

*11th Practical course on white blood cell
labelling, image acquisition and interpretation.*

*University Hospital Sant'Andrea, Rome, Italy
7-8 December 2024*



SAPIENZA
UNIVERSITÀ DI ROMA



ISORBE
The International Society Of
Radiolabeled Blood Elements

EVENTLAB

Scientific committee



A. Signore

Congress President,
Nuclear Medicine,
Sapienza University of Rome,
Italy.



C. Lauri

Nuclear Medicine,
Sapienza University of Rome,
Italy.



G. Capriotti

NuMeD President.
Sapienza University of
Rome, Italy.



M. Sathekge

Head of NuMeD Scientific
Committee.
University of Pretoria,
South Africa



E. Noriega-Álvarez

Head of NuMeD Committee for
External Relations.
University Hospital Guadalajara,
Spain



D.M. Wilson

Department of Radiology
and Biomedical Imaging
University of San Francisco,
California, USA



G. Wiseman

NuMeD Scientific Committee.
Mayo Clinic, Rochester,
MA, USA.



K. Anzola

NuMeD Committee for
External Relations. Clinica
Colsanitas, Bogotá,
Colombia.



D. A. Hammoud

Radiology and Imaging
Sciences, Center for Infectious
Disease Imaging (CIDI)
NIH, Washington DC, USA



A. Maes

NuMeD Scientific Committee.
Groeninge Hospital,
Belgium.



C. Van de Wiele

Member of NuMeD
Committee for External
Relations. University of
Ghent, Belgium.



E. Estrada-Lobato

Nuclear Medicine and
Diagnostic Imaging Section
IAEA Division of Human
Health, Vienna Austria



E. Lazzeri

NuMeD Scientific Committee.
University-Hospital,
Pisa, Italy.



F. Herranz

NuMeD Committee for
External Relations.
Consejo Superior de
Investigaciones Científicas,
Madrid, Spain



O. Gheysens

Nuclear Medicine
Hôpital Universitaire
Gasthuisberg, Leuven
Belgium

Local organizing committee

Michela Varani
Valeria Bentivoglio
Giuseppe Campagna

Daniela Prosperi
Roberta Ottaviani
Tommaso Pintus

Vincenzo Marcello Russo
Enrico D'Ippolito
Pallavi Nayak

www.nuclearmedicinediscovery.org

EVENTLAB

info@event-lab.eu

Welcome

Following a tradition started in 1993, we present the 4th edition of the International Congress "Imaging infections and inflammation", which will be held in Rome from 5 to 7 December, 2024. Many new sessions for this "special edition".

The congress will have 2 main sections with 4 dedicated topics: Inflammation imaging (imaging inflammatory cells pre-clinical and clinical; imaging inflammatory molecules pre-clinical and clinical), Infection imaging (WBC, FDG-PET, microbial imaging pre-clinical and clinical).

Each session will include a several lectures and round table discussions.

Each topic will be discussed exhaustively from biological and nuclear medicine point of view with the participation of several scientists and clinicians, experts in the field, who will moderate the sessions.

There will be also sessions dedicated to the presentation of scientific abstracts by the participants and best abstracts will be awarded.

After the conference, for those interested, there will be a two-day advanced practical course, both in English and in Italian, to learn the techniques for labelling white blood cells, acquisition, processing and interpretation of images.

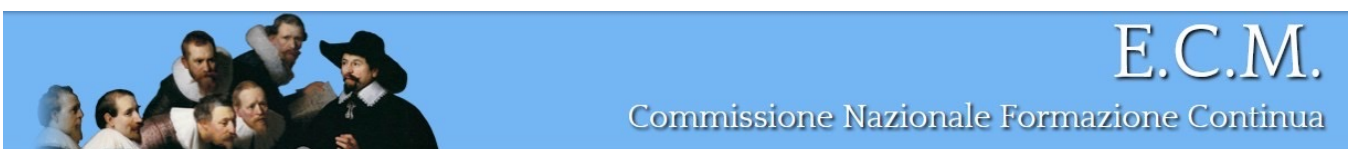
All participants will receive a certification and CME.

Thanks to the help of sponsors, we will be able to maintain a low registration fee, as it is always for our congresses and symposia.

For more information, and to download the program, abstract form and registration form, please visit:

<https://www.nuclearmedicinediscovery.org/rome-5-december.asp>

Credits of ECM (Italian Continuing Medical Education)



**An application has been made to the UEMS EACCME
for CME accreditation of this event**

Preliminary Program

Thursday 5th of December

14:00-16:30 Opening symposium

14:30-14:50 Opening lecture "40 years of imaging inflammation/infection" - Prof. Alberto Signore

14:50-15:10 Special lecture "Infections in 2050: is it just a MRSA problem?" - Prof. Miriam Lichtner

15:10-15:30 Special lecture "The complicate puzzle for diagnosis of endocarditis" - Dr. Maria N. Pizzi

15:30-15:50 Special lecture "Radiolabelled WBC: gold standard to retire?" - Prof. Christopher Palestro

15:50-16:10 Special invited lecture "Imaging the pathogens: is it feasible?" - Prof. Mike Sathekge

17:00-22:00 *Guided tour and Social dinner for speakers and accompanying persons.*

Friday 6th of December

08:30-10:30 Session 1: Radiolabelled white blood cells

08:30-08:50 A diagnostic flow-chart for the diagnosis of vascular graft infections. Dr. Chiara Lauri

08:50-09:10 FDG or WBC for IE and CIED? Prof. Paola Erba

09:10-09:30 Dual time FDG-PET imaging for Endocarditis. Dr. Edel Noriega

09:30-10:00 Free presentations

10:00-10:30 Round table discussion

10:30-11:00 *Coffee break*

11:00-13:00 Session 2: Radiolabelled white blood cells

11:00-11:20 WAIOT guidelines for the diagnosis of osteomyelitis and PJI. Prof. Carlo Romanò

11:20-11:40 The Nuclear Medicine point of view for OM and PJI. Dr. Chiara Lauri

11:40-11:50 free presentation

11:50-12:00 free presentation

12:00-12:10 free presentation

12:10-12:20 free presentation

12:20-12:30 free presentation

12:30-13:00 Round table discussion

13:00-14:00 *Lunch*

14:00-16:00 Session 3: FDG-PET

14:00-14:20 The role of ¹⁸F-FDG-PET in spondylodiscitis. Dr. Elena Lazzeri

14:20-14:40 ¹⁸F-FDG, ¹⁸F-NaF and ⁶⁸Ga-octreotide in Rheumatic diseases. Prof. Olivier Gheysens

14:40-15:00 ¹⁸F-FDG-PET in TBC: should it be clinical routine? Prof. Mike Sathekge

15:00-15:20 The role of ¹⁸F-FDG-PET in fever and inflammation of unknow origin. Prof. Lucia Leccisotti

15:20-15:40 Molecular imaging of cardiac amyloidosis. Prof. Dario Genovesi

15:40-16:00 Round table discussion

16:00-16:30 *Coffee break*

16:30-19:00 Session 4: Imaging of inflammation and cancer microenvironment

16:30-16:50 Imaging activated T-cells. Prof. Alberto Signore

16:50-17:10 ¹⁸F-AraG for monitoring immunotherapy. Prof. Jelena Levi

17:10-17:30 Imaging tumor microenvironment with anti-CD8. Dr. Elaine Long

17:30-17:40 Free presentations

17:40-17:50 Free presentations

17:50-18:00 Free presentations

18:00-18:30 Round table discussion

Saturday 7th of December

08:30-10:30 Session 5: Imaging of pathogens

08:30-08:50 Invited lecture. Dr. Sanjay Jain

08:50-09:10 Imaging the bacterial cell wall. Dr. David Maybin Wilson

09:10-09:30 Siderophores and other strategies for imaging bacteria. Dr. Milos Petrik

09:30-10:00 Free presentations

10:00-10:30 Round table discussion

10:30-11:00 Coffee break

11:00-13:00 Session 6: Imaging of pathogens

11:00-11:20 In vivo detection of fungal infections. Dr. Dima Hammoudd

11:20-11:40 Radiolabelled UBI for infection imaging. Dr. Archana Mukherjee

11:40-12:00 Radiolabelled Vancomycin for Gram+ bacteria. Prof. Philip Elsinga

12:00-12:30 Free presentations

12:30-13:00 Round table discussion and awards

13:00 end of congress and lunch

Practical course

Saturday 7th of December (practical course on WBC labelling)

14:00-16:00 Imaging infections with WBC and mAb

16:00-16:30 Coffee break

16:30-18:30 WBC labelling: methods and facilities

19:30 Social dinner

Sunday 8th of December (practical course on WBC labelling)

08:30-09:00 Transfer to Sant'Andrea hospital

09:00-10:30 Practical session of WBC labelling with ^{99m}Tc (part 1)

10:30-11:00 Coffee break

11:00-13:00 Practical session of WBC labelling with ^{99m}Tc (part 2)

13:00 end of course



Previous editions

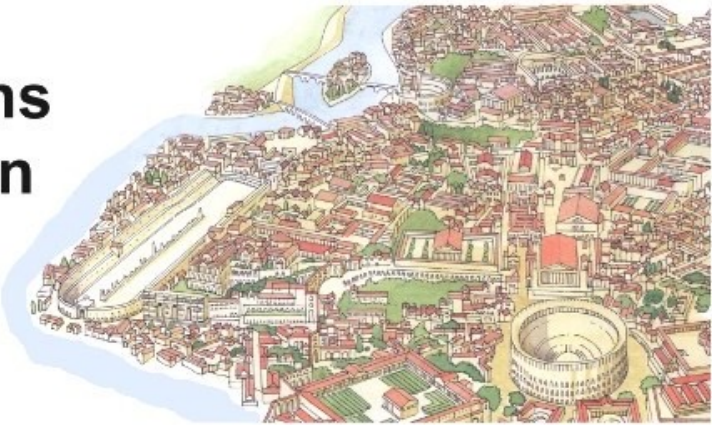
First Edition 2013

1st European course Imaging Infections and Inflammation

12-14 December 2013
Ospedale S. Andrea, Rome, Italy

Organized by:

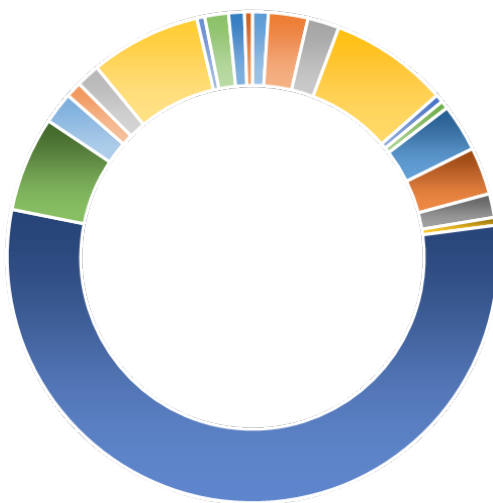
Alberto Signore (Rome, Italy)
Elena Lazzeri (Pisa, Italy)
José Martin-Comin (Barcelona, Spain)



Under the auspices of:



195 Participants - 20 countries



- Argentina
- Australia
- Austria
- Belgium
- Colombia
- Czech Republic
- France
- Germany
- Greece
- Israel
- Italy
- Netherland
- Poland
- Portugal
- Slovenia
- Spain
- Switzerland
- UK
- United States
- Vietnam

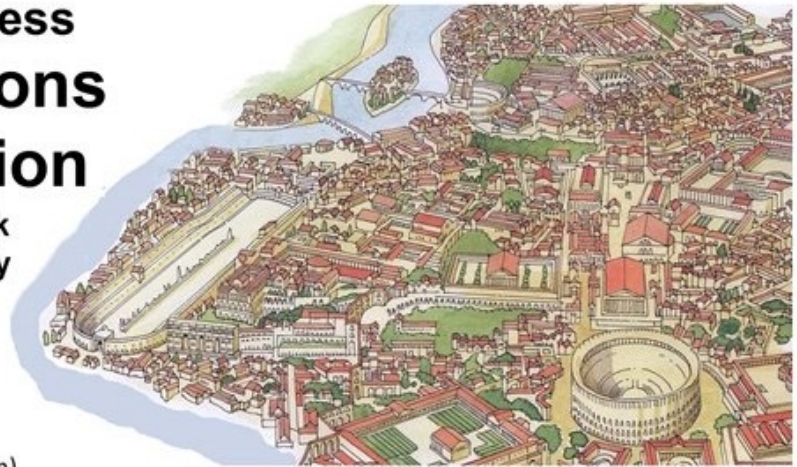
Second Edition 2016

2nd European Congress Imaging Infections and Inflammation

Hotel Marriott Central Park
Via G. Moscati, Rome, Italy

Organized by:

Alberto Signore (Rome, Italy)
Elena Lazzeri (Pisa, Italy)
Andor Glaudemans (Groningen, NL)
Luca Burroni (Siena, Italy)
Christophe Van de Wiele (Ghent, Belgium)



12 and 13 December 2016

With the patronage of:



173 Participants - 31 countries



- Belgium
- Bosnia and Herzegovina
- Bulgaria
- Canada
- Colombia
- Croatia
- Denmark
- France
- FYR of Macedonia
- Germany
- Greece
- Israel
- Italy
- Kazakhstan
- Latvia
- Lithuania
- New Zealand
- Portugal
- Romania
- Russian Federation
- Serbia
- Slovenia
- Spain
- Sweden
- Switzerland
- The Netherlands
- Turkey
- UK
- Ukraine
- USA
- Uzbekistan

Third Edition 2019

3rd advanced course and congress

Imaging infections and inflammation

9-12 December 2019, Roma, Italy
Hotel Marriot Courtyard Central Park

Organized by: V. Artiko, S. Auletta,
A. Glaudemans, E. Lazzeri, A. Maes,
M. Sathekge, A. Signore, G. Wiseman

www.nuclearmedicinediscovery.org/events.asp



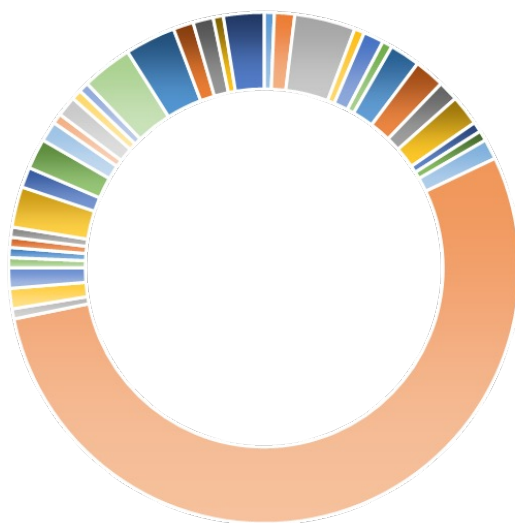
With the patronage of:



and

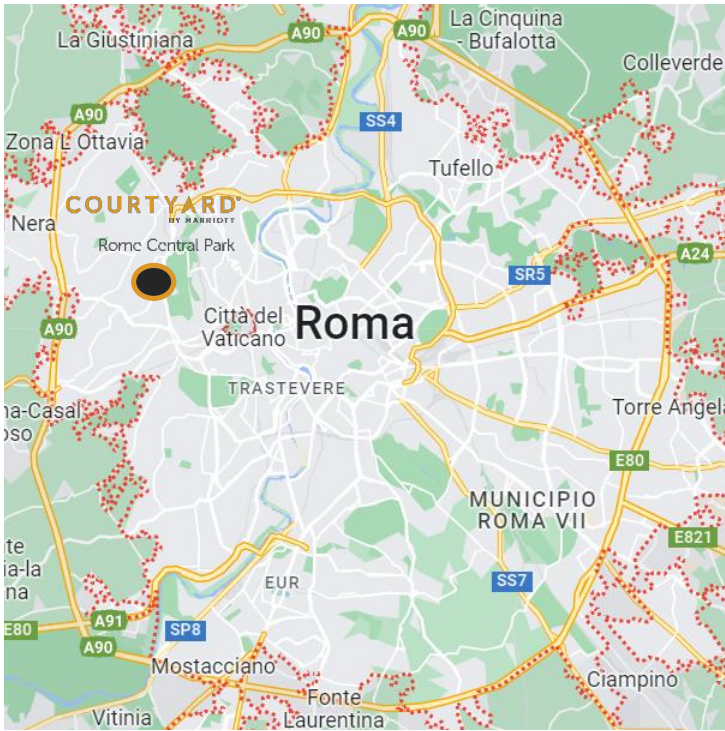


206 Participants - 34 countries



- Armenia
- Belarus
- Belgium
- Bulgaria
- Croatia
- Czech Republic
- Denmark
- Estonia
- Finland
- France
- FYR of Macedonia
- Greece
- Hungary
- Italy
- Kazakhstan
- Kuwait
- Kyrgyzstan
- Latvia
- Lithuania
- Malaysia
- Montenegro
- Poland
- Romania
- Russian Federation
- Serbia
- Singapore
- Slovenia
- South Africa
- Spain
- Sweden
- The Netherlands
- Tunisia
- Turkey
- Ukraine
- USA

SECURE YOUR PLACE



15 minutes to Vatican city



30 minutes to Trevi fountain



35 minutes to Colosseum

Only 15 minutes from city center
And 40 minutes by taxi to Fiumicino airport

VENUE

COURTYARD
BY MARRIOTT

Rome Central Park

